

Liberty Match at Valley Forge

November 25-26, 2011

All Shooters



CDP Champion: Scott A. Shalter CDP - Master 124.03 (15)
 ESP Champion: Christopher (AJ) Stuart ESP - Master 125.54 (28)
 SSP Champion: Bucky Pollard SSP - Master 144.32 (64)
 ESR Champion: Dean R. Witt ESR - Marksman 268.65 (39)
 SSR Champion: Stephen M. Hosage SSR - Sharpshooter 201.38 (60)

High Senior: Scott A. Shalter CDP - Master 124.03 (15)
 High Lady: Cindy Bowser ESP - Expert 178.64 (50)
 High Law Enforcement: Ron Ferretti CDP - Expert 154.76 (54)
 High Industry: Scott A. Shalter CDP - Master 124.03 (15)
 High Military: Laura Torres-Reyes SSP - Expert 188.03 (68)
 High Military Veteran: Rafeal Fuentes SSP - Expert 151.16 (35)
 High Distinguished Senior: Peter B. Hoffman ESP - Master 171.69 (26)
 Most Accurate: Scott A. Shalter CDP - Master 124.03 (15)

Match --Penalties--

Score PD NT PE FN Stage 1 Stage 2 Stage 3 Stage 4 Stage 5 Stage 6 Stage 7 Stage 8 Stage 9 Stage 10

CDP - Custom Defensive Pistol

CDP - Master


Rank	Name	Score	PD	NT	PE	FN	Stage 1	Stage 2	Stage 3	Stage 4	Stage 5	Stage 6	Stage 7	Stage 8	Stage 9	Stage 10
DC	Shalter, Scott A.	124.03	15	0	0	0	11.80 0	7.37 1	7.27 0	19.14 3	3.08 0	16.39 4	10.49 2	19.35 2	9.42 1	19.72 2
1	Alexander, Michael	141.88	19	1	0	0	13.15 4	6.99 0	7.44 0	21.21 5	3.76 0	14.25 0	15.36 0	25.20 2	11.39 6	23.13 2
2	Bass, Michael	152.34	23	0	2	0	13.90 1	8.15 0	10.06 5	23.97 4	3.89 0	22.05 2	10.10 3	23.26 4	9.91 1	27.05 3
3	Stepien, John	171.29	33	0	0	0	14.36 4	7.47 3	8.63 0	23.09 3	4.13 1	18.97 4	12.95 6	42.00 0	13.02 5	26.67 7
4	Lahey, Michael	180.96	74	0	0	1	18.45 5	19.51 15	7.33 0	27.81 9	5.12 4	16.84 2	13.62 6	21.57 3	14.39 9	36.32 21

CDP - Expert

1	Ferretti, Ron	154.76	54	1	0	1	12.21 4	7.90 2	8.22 1	26.49 11	3.71 1	22.83 6	19.01 13	20.60 11	8.98 0	24.81 5
2	Ortbach, Ken	155.96	37	0	0	0	14.11 4	8.05 1	8.96 2	27.32 5	3.85 3	22.20 6	13.64 5	22.54 6	10.59 3	24.70 2
3	Jablonski, David	168.44	30	1	0	0	18.34 2	8.38 2	12.58 5	26.88 3	3.96 0	16.76 2	14.59 6	31.22 8	10.82 1	24.91 1
4	Walla, Robert V	168.76	40	1	1	0	13.47 4	15.47 2	8.21 2	27.59 11	3.66 0	19.90 5	11.20 4	28.05 6	15.02 2	26.19 4
5	Hopper, Tim	169.13	43	1	0	0	14.67 3	9.55 2	7.65 0	29.99 6	3.84 1	18.71 6	12.71 3	26.73 7	11.38 4	33.90 11
6	Jacukowicz, Leonard	171.58	41	0	0	0	14.14 1	7.61 1	9.07 1	26.91 10	5.02 3	21.85 12	11.98 0	27.06 5	11.53 1	36.41 7
7	Dwyer, Bob	173.36	41	0	0	0	18.03 1	12.25 6	11.12 5	27.09 6	5.05 0	18.60 2	16.26 7	19.56 2	12.21 4	33.19 8
8	Kachel, Jeffrey	176.05	26	0	1	0	18.22 2	8.45 0	9.07 1	31.64 10	4.91 1	23.03 7	12.90 0	24.58 3	16.12 1	27.13 1
9	Gottlieb, Michael	176.97	38	1	0	0	17.73 3	12.89 2	8.81 1	27.99 8	6.27 3	22.18 1	15.35 5	24.69 3	9.80 0	31.26 12
10	Marinakos, Constantine	190.70	51	1	1	0	17.57 1	6.47 0	14.38 6	29.70 8	5.66 2	24.87 1	11.55 5	33.47 7	12.21 1	34.82 20
11	Wynne, Colin	200.86	81	1	2	1	16.53 6	9.22 5	10.63 6	30.13 5	5.37 4	24.12 10	25.98 15	36.33 6	11.34 5	31.21 19
12	Bradley, Leland D.	219.26	67	0	1	0	29.59 5	10.63 6	10.75 6	30.50 2	4.87 3	28.35 5	13.54 4	29.34 13	12.41 5	49.28 18

CDP - Sharpshooter

1	Lockyer, Michael A.	153.77	40	0	0	0	16.40 7	7.58 3	11.36 5	23.83 5	5.50 2	19.99 4	10.84 2	24.60 7	10.25 2	23.42 3
2	Jones, Paul	174.85	21	1	1	0	14.75 2	8.96 1	9.86 0	28.13 5	4.12 1	23.57 0	12.19 1	24.74 1	15.65 1	32.88 9
3	Hosage, Phil	195.52	54	1	0	2	26.23 7	21.37 15	10.11 0	27.38 9	3.91 1	19.61 2	18.37 4	25.14 6	10.18 2	33.22 8
4	Scenna, Joseph S.	196.24	51	0	0	0	25.02 7	10.83 3	12.87 5	28.55 10	4.88 0	22.40 5	17.31 7	29.96 3	13.08 3	31.34 8
5	DiNunzio, Michael	211.15	43	2	0	2	18.71 1	8.35 2	11.26 0	33.83 10	5.29 2	27.10 2	21.40 11	39.33 9	14.35 5	31.53 1
6	Tiger, Roy	212.27	28	0	0	0	17.83 1	11.62 6	10.48 0	33.24 4	5.43 0	30.45 1	17.61 7	33.04 3	13.62 0	38.95 6
7	Evler, Allen	212.54	63	1	0	1	18.11 2	8.84 3	17.13 16	32.95 9	4.98 1	30.55 4	23.59 11	24.12 2	13.89 4	38.38 11
8	Palagruto, Vince	216.68	45	0	1	0	20.45 4	9.06 5	14.96 10	29.56 6	4.85 0	29.57 1	19.15 4	31.96 8	15.05 2	42.07 5
9	DiBussolo, Michael	226.87	41	1	1	0	17.82 5	22.64 2	11.93 0	39.78 11	4.69 0	28.11 9	18.38 2	33.89 6	13.08 2	36.55 4
10	Garvin, Sean	233.85	64	2	0	2	20.46 4	9.04 3	10.63 2	42.10 15	4.53 1	32.83 3	19.24 11	43.70 11	14.27 4	37.05 10
11	Chiappardi, Frank	238.87	72	3	0	0	21.83 6	12.36 8	14.93 6	41.38 15	4.98 1	40.13 1	18.98 13	34.85 6	11.64 3	37.79 13
12	Heston, David	247.50	41	1	0	0	23.88 8	11.47 1	14.14 5	46.57 5	5.61 2	30.85 6	17.98 1	45.07 6	13.06 1	38.87 6
13	Shuter, John D.	253.86	72	0	0	0	19.13 3	14.92 9	11.53 1	44.49 5	6.79 4	33.70 9	17.52 6	44.62 14	16.69 5	44.47 16
	Greg, Jerry	DQ														



Liberty Match at Valley Forge

November 25-26, 2011

All Shooters



Match --Penalties--
Score PD NT PE FN

Stage 1 Stage 2 Stage 3 Stage 4 Stage 5 Stage 6 Stage 7 Stage 8 Stage 9 Stage 10

CDP - Marksman

1 Lopez Jr., Raul	210.89	50	0	0	0	20.78	2	11.88	5	11.21	1	30.29	4	5.44	1	27.38	3	15.22	7	32.30	12	12.96	3	43.43	12
2 Hlavinka Sr., Vince	221.60	55	0	0	1	17.95	3	13.75	2	13.77	6	39.71	11	5.03	0	34.00	7	14.05	3	28.67	3	16.77	11	37.90	9
3 Mosetter, Walter	235.59	29	0	1	0	21.74	2	9.01	0	11.66	2	38.70	8	6.16	1	32.65	2	27.70	2	33.98	3	16.22	3	37.77	6
4 Thompson, Steve	251.22	16	2	2	0	23.25	1	14.25	0	12.34	0	38.20	2	9.78	2	33.50	1	14.56	1	44.99	4	21.16	0	39.19	5
5 DeSimone, John C.	259.34	98	2	1	1	32.80	12	11.79	2	20.82	14	48.64	22	7.80	7	24.94	8	16.98	13	42.35	9	12.91	1	40.31	10
6 Crawford, Bruce G.	269.84	47	1	2	0	21.90	1	20.60	1	18.30	12	44.96	8	5.03	0	36.31	4	15.25	2	41.71	3	21.50	2	44.28	14
7 Baran, Michael S.	290.28	63	1	2	1	29.65	1	16.43	13	14.73	1	56.23	7	6.75	0	43.13	5	17.74	6	42.07	11	17.33	9	46.22	10
8 Palmer, Robert M.	303.77	95	2	1	2	56.27	3	13.91	5	17.02	5	37.57	9	7.47	5	38.94	3	17.53	6	43.02	4	15.44	0	56.60	55

ESP - Enhanced Service Pistol

ESP - Master

DC Stuart, Christopher (AJ)	125.54	28	0	1	0	10.44	0	5.87	1	6.95	1	20.28	4	2.72	0	13.95	3	8.61	0	16.54	3	9.42	1	30.76	15
1 Keefe, Michael	140.75	15	1	1	0	15.37	5	6.15	0	7.61	0	23.70	1	3.36	0	15.89	1	11.18	4	23.64	2	13.70	2	20.15	0
2 Hoffman, Peter B.	171.69	26	0	3	0	17.52	5	6.35	0	8.65	1	29.86	7	3.95	0	24.23	1	15.10	3	24.47	5	10.74	2	30.82	2

ESP - Expert

1 Elliott, Mike	173.07	42	2	0	0	22.07	4	8.68	1	9.30	3	23.00	3	3.36	1	23.59	6	15.92	4	23.25	7	8.12	0	35.78	13
2 Bowser, Cindy	178.64	50	2	1	0	13.21	2	6.69	0	8.30	2	31.46	14	4.54	1	27.83	11	13.54	6	36.90	11	9.90	2	26.27	1

ESP - Sharpshooter

1 Richards, Tom	164.88	47	1	1	0	18.75	12	8.48	5	8.85	0	26.29	2	4.52	2	15.77	6	11.23	2	27.50	4	9.41	1	34.08	13
2 Baker, Jared G	165.46	44	1	0	0	17.98	2	11.38	10	10.20	6	24.96	4	3.53	0	23.35	1	10.40	3	24.41	4	10.85	3	28.40	11
3 Layton, Christopher	176.53	50	2	2	0	20.17	7	8.13	4	8.54	2	22.91	7	3.82	2	24.87	3	11.11	4	23.53	6	11.53	2	41.92	13
4 Romanowski Jr., Bill	178.98	24	1	2	0	18.19	8	7.78	0	9.16	0	25.13	1	4.00	0	23.57	2	13.09	1	31.16	3	13.20	2	33.70	7
5 Acker Jr., Martin L.	180.04	48	0	0	0	10.41	6	18.11	3	8.78	2	27.50	8	4.49	1	25.54	4	13.12	4	25.14	6	13.30	6	33.65	8
6 Hlavinka Jr., Vince	192.65	50	2	0	0	18.33	9	5.98	0	9.67	5	29.31	6	4.35	1	29.75	4	14.91	2	27.86	5	14.48	7	38.01	11
7 Garvin, Rebecca	242.14	66	1	1	1	20.16	2	23.75	6	9.85	2	39.54	19	5.76	2	41.06	8	13.89	7	35.96	10	14.10	2	38.07	8

ESP - Marksman

1 Haskin, Michael D	201.49	68	1	0	0	17.74	7	12.35	6	13.17	9	28.12	7	4.89	1	24.82	4	14.20	3	37.53	8	16.24	12	32.43	11
2 DeForge, Chris R.	204.01	33	1	2	0	20.98	3	10.56	3	9.24	0	34.42	6	7.29	5	27.92	0	20.88	6	28.87	5	11.75	2	32.10	3
3 Gomez, Ricardo	231.63	32	2	4	1	20.26	5	9.33	3	15.56	5	35.23	4	5.61	1	33.54	1	15.45	2	48.28	8	13.57	0	34.80	3
4 Hoffman, Ken	236.86	79	1	2	0	20.69	4	17.05	13	21.81	24	33.75	10	5.16	1	34.63	7	13.64	5	37.73	8	13.61	2	38.79	5
5 Powell, Nolan	273.69	67	2	1	0	28.82	9	14.55	7	21.13	16	37.99	5	5.44	0	37.85	1	16.98	2	43.08	10	16.74	2	51.11	15
6 Kovalcin, John	360.09	160	3	4	8	33.88	17	41.90	28	25.16	23	46.63	11	4.72	1	36.86	17	34.17	20	69.48	23	16.68	6	50.61	14
7 Good, Paul	437.09	170	1	1	4	72.45	29	35.52	24	29.11	24	53.50	16	13.29	8	57.15	8	33.36	15	51.87	16	23.03	8	67.81	22
8 Pittman, Heather	504.00	171	3	2	7	46.02	17	14.43	1	23.30	18	67.26	20	9.06	7	74.05	13	48.61	24	97.14	38	26.98	15	97.15	18


SSP - Stock Service Pistol

SSP - Master

DC Pollard, Bucky	144.32	64	0	0	0	13.26	7	7.49	3	8.76	5	32.19	27	3.63	1	14.49	3	10.54	2	17.88	4	11.80	7	24.28	5
1 Mills, Evan	151.35	55	1	1	1	15.91	10	7.01	4	6.92	1	33.85	17	3.56	1	15.67	4	13.69	5	24.34	5	9.49	4	20.91	4
2 Galati, Ron	162.69	41	0	1	0	13.80	4	14.17	6	8.13	1	26.78	8	5.36	1	20.33	0	14.36	7	23.84	4	11.35	7	24.57	3

SSP - Expert

1 Olinchak, Matt	148.70	37	0	2	1	12.63	3	8.72	2	7.05	1	28.81	12	3.53	0	18.97	1	10.46	4	18.16	3	19.34	11	21.03	0
2 Fuentes, Rafeal	151.16	35	0	2	0	10.81	2	9.25	6	6.57	0	26.26	5	3.80	0	19.04	3	10.81	4	23.11	8	12.08	2	29.43	5
3 Romaniw, Walt	168.55	70	0	0	0	14.91	3	9.51	8	8.47	1	27.85	12	5.72	5	21.12	8	11.24	9	23.17	10	9.73	0	36.83	14
4 Pescatore Jr., Raymond	176.17	36	1	1	0	19.91	3	10.12	1	9.72	0	26.76	8	4.46	1	22.89	5	12.72	3	26.31	3	10.70	2	32.58	10
5 Jensen, Dan	182.62	49	2	1	0	22.28	11	9.17	0	16.45	16	23.17	7	3.79	1	29.13	4	16.22	3	29.05	3	10.16	3	23.20	1
6 Torres-Reyes, Laura	188.03	68	1	2	0	17.26	7	10.45	6	10.41	2	25.63	4	5.07	0	27.89	1	16.09	7	26.10	14	12.72	6	36.41	21
7 Lysinger, Forest	191.96	59	0	1	1	14.93	3	9.04	1	12.14	6	29.53	9	3.23	0	24.94	3	20.77	12	31.04	15	12.37	4	33.97	6
8 Lesko, Jeff	202.52	34	2	1	0	18.74	6	7.73	1	10.46	0	45.02	10	3.51	0	24.11	0	13.79	1	28.87	3	13.70	2	36.59	11
9 Krywicki, Jason	205.07	56	2	1	1	19.34	4	10.43	2	10.21	3	29.62	5	6.21	5	31.03	8	16.90	6	35.73	10	11.87	3	33.73	10
10 Torres, Felipe	213.68	31	1	1	0	21.55	2	10.72	3	11.32	0	36.37	1	4.79	0	22.03	4	15.43	9	33.62	7	14.53	2	43.32	3
11 Snyder, Jody	214.45	60	2	2	0	16.32	3	14.35	6	16.11	8	38.10	8	5.38	4	24.35	5	11.81	3	46.04	16	12.30	1	29.69	6



Liberty Match at Valley Forge

November 25-26, 2011

All Shooters



Match --Penalties--
Score PD NT PE FN

Stage 1 Stage 2 Stage 3 Stage 4 Stage 5 Stage 6 Stage 7 Stage 8 Stage 9 Stage 10

SSP - Sharpshooter

1	Kosterich, Eric A.	163.01	42	1	1	0	16.09	6	11.21	10	8.65	0	25.78	5	4.37	0	25.03	2	11.75	3	21.64	4	11.01	3	27.48	9
2	Yeakel, Steve	163.77	36	0	0	0	15.05	4	8.36	3	11.48	5	28.89	8	4.50	1	20.54	4	13.99	4	24.31	2	11.23	2	25.42	3
3	Lockwood, Steve	171.93	41	0	2	0	16.18	5	11.18	6	9.79	2	31.85	6	3.87	1	25.75	4	13.52	8	21.00	5	10.77	1	28.02	3
4	Evans, Mark	175.40	46	1	1	0	17.40	7	7.36	3	9.30	5	28.71	12	3.79	1	23.55	2	15.86	7	28.10	4	11.95	1	29.38	4
5	Wilson, Dennis	188.59	49	2	3	1	16.93	6	16.40	7	10.33	4	29.18	1	4.02	0	29.41	6	13.23	8	23.74	2	9.04	0	36.31	15
6	Boyer, Bob	191.16	41	2	1	0	18.40	4	12.90	1	10.75	6	30.18	9	4.76	2	27.56	1	12.37	0	31.81	8	9.28	2	33.15	8
7	Arnaez, Jet	192.33	48	1	6	1	14.43	6	10.92	2	32.54	6	8.13	2	4.65	2	34.17	7	15.94	3	30.54	13	10.23	1	30.78	6
8	Best, Eric M.	195.23	54	0	1	0	20.92	6	14.24	1	10.39	3	31.92	10	4.61	2	23.13	4	13.61	7	22.39	2	12.48	6	41.54	13
9	Demcher Sr, Stephen N.	200.62	54	0	1	0	18.13	1	13.78	6	11.74	6	34.37	16	5.40	1	25.80	2	18.10	8	25.60	7	12.97	2	34.73	5
10	Rassokhin, Dmitrii	201.19	36	0	4	0	20.53	3	8.67	0	10.12	0	37.41	8	4.64	0	25.37	4	12.85	1	25.16	3	15.64	2	40.80	15
11	Loh, Steven Y.	202.16	33	1	1	0	25.86	11	11.41	2	9.62	0	33.13	8	4.64	0	30.75	2	15.10	4	26.43	4	10.81	0	34.41	2
12	Johnson, Ken	204.73	41	2	2	0	19.39	2	7.90	0	9.31	0	31.54	7	5.20	2	30.01	9	13.70	2	32.77	4	12.61	3	42.30	12
13	Greenhalgh, Mark	205.27	44	2	0	0	29.94	5	7.93	2	11.55	1	29.47	8	5.59	1	24.51	5	15.12	4	28.68	6	12.14	0	40.34	12
14	Baruzzi Jr., Robert A.	205.73	48	0	4	0	18.61	5	8.49	6	10.18	4	35.96	6	4.84	0	28.68	3	12.84	5	31.36	11	12.79	2	41.98	6
15	Ilardo, Joe	207.96	43	1	0	0	18.40	2	22.19	1	11.98	5	38.52	8	3.83	0	23.27	2	13.99	3	22.96	7	12.34	3	40.48	12
16	Pittman, Matt	208.90	39	0	3	1	17.80	3	18.34	11	9.09	0	31.08	2	4.78	1	22.79	3	13.34	5	44.74	8	11.66	1	35.28	5
17	Ruark, Rob	213.74	55	0	1	0	20.17	6	14.60	3	15.75	9	31.68	4	4.54	1	30.35	8	15.97	5	27.64	5	14.23	8	38.81	6
18	Cassidy, Bill	215.57	64	1	0	1	21.08	3	10.75	8	30.70	7	13.87	7	4.25	1	29.31	1	17.81	9	39.24	15	12.29	1	36.27	12
19	Shatrowsky, Robert	216.13	47	1	1	0	30.68	10	14.36	8	10.24	1	33.29	0	4.76	3	19.69	2	17.66	5	30.46	3	12.18	1	42.81	14
20	Dilliard, Todd	218.12	76	1	2	0	20.87	7	11.48	3	9.04	1	32.76	14	5.43	2	40.53	12	19.04	11	24.81	9	14.06	5	40.10	12
21	Koebensky, Dave M.	218.31	66	1	0	0	19.80	7	15.04	6	10.21	0	40.42	8	5.77	1	27.41	6	20.00	12	29.41	8	13.32	5	36.93	13
22	Miller, Donald F.	221.42	34	2	1	0	19.68	7	10.12	3	10.67	1	41.30	5	4.90	1	31.31	2	16.21	4	35.90	6	12.99	2	38.34	3
23	Hoch, Jeff	225.87	37	1	1	1	19.59	3	15.19	5	10.92	1	28.76	7	5.01	1	36.98	0	23.32	6	27.10	2	12.20	0	46.80	12
24	LaPierre, Ryan W.	227.59	50	1	3	0	29.08	7	12.89	10	12.43	0	46.37	10	8.41	2	33.46	9	13.88	4	28.01	0	10.91	2	32.15	6
25	Torres-Reyes, Jose	228.75	38	0	2	0	23.10	11	15.28	3	11.22	0	34.24	6	6.42	0	26.33	3	17.74	1	46.55	6	13.58	3	34.29	5
26	Monch, Al	229.30	86	2	2	0	24.26	3	12.04	0	9.96	1	31.20	15	6.01	5	35.39	10	25.40	18	26.30	5	15.79	10	42.95	19
27	Banker, Hetal	229.80	67	2	0	0	22.07	2	10.96	2	13.89	11	37.03	8	6.26	4	31.32	5	16.25	5	38.17	9	14.43	7	39.42	14
28	Miller, Tom	231.08	82	5	1	0	20.80	15	11.92	5	13.18	6	37.59	14	3.33	0	40.39	9	15.77	10	38.25	6	15.52	7	34.33	10
29	George, Robert	239.79	48	4	3	0	23.23	5	12.12	3	13.80	9	49.31	14	4.55	3	31.37	3	15.38	1	44.92	7	12.90	1	32.21	2
30	Jones, Ron	241.83	32	0	0	0	17.44	2	15.15	11	12.12	0	34.53	1	8.18	2	33.32	1	19.21	5	41.03	3	15.83	0	45.02	7
31	Snyder, Meg	243.92	69	0	0	0	24.34	10	11.55	0	14.15	3	43.23	8	5.41	1	30.11	5	21.92	16	37.28	11	17.93	7	38.00	8
32	Smith, Tony	251.58	114	1	3	1	23.82	11	25.87	16	23.52	16	42.46	13	6.41	7	26.15	13	14.75	7	34.58	13	15.09	3	38.93	15
33	Zaiss Jr., Gene E.	257.51	25	1	8	0	19.90	3	14.51	0	10.76	0	37.67	3	6.17	1	31.95	3	17.42	1	54.88	4	21.33	1	42.92	9

SSP - Marksman

1	Calciano, Jim	193.08	41	0	0	0	21.64	2	8.82	0	15.07	11	34.75	13	5.61	0	18.02	1	20.37	2	25.87	7	12.42	4	30.51	1
2	Young, Jim	217.53	97	2	1	1	17.12	5	11.40	7	13.54	9	33.71	19	8.54	2	29.60	11	19.20	17	36.21	13	11.77	2	36.44	12
3	Harmony, Clay	224.75	53	0	1	0	24.51	5	16.10	10	13.44	8	32.89	6	4.89	1	24.07	1	15.56	2	37.47	11	14.59	3	41.23	6
4	Kester, Brian	230.11	51	0	0	1	23.51	4	13.16	1	13.34	6	32.38	4	5.56	0	27.96	5	18.74	8	42.99	12	16.47	5	36.00	6
5	Mercado, Carlos	237.02	83	1	2	1	23.46	11	17.48	1	14.64	11	39.34	13	6.00	3	32.15	6	14.49	2	34.54	15	17.91	5	37.01	16
6	Evans, Annette	241.19	90	2	2	0	23.55	9	13.19	4	12.67	6	33.97	11	9.69	6	33.13	3	18.25	12	36.43	17	17.85	9	42.46	13
7	Yeakel, Ruth E.	244.48	95	0	1	0	24.60	12	20.81	16	13.96	7	39.78	13	6.19	0	27.40	7	17.54	12	32.60	7	19.94	12	41.66	9
8	DeGisi, Pat	251.29	99	1	1	1	20.57	9	13.39	6	20.15	15	47.10	17	4.38	0	23.50	4	18.30	9	40.89	10	19.60	12	43.41	17
9	Seltzer, Scott	257.85	63	1	1	1	24.23	8	13.11	1	15.49	5	31.13	11	5.51	1	29.35	3	19.90	7	50.88	16	17.08	5	51.17	6
10	Zell, Jeff	264.09	60	0	1	0	23.04	3	17.07	2	17.90	6	36.13	5	6.05	1	32.30	5	21.65	5	42.44	9	14.96	3	52.55	21
11	Gurowitz, Mitch	284.66	93	2	2	0	26.94	7	13.36	1	12.34	7	44.39	20	4.21	0	44.75	13	18.93	5	35.03	8	20.47	8	64.24	24
12	Richards, Kitty	294.95	56	0	1	0	28.52	7	12.82	0	15.83	7	49.89	16	7.59	1	52.76	1	21.01	8	41.77	5	14.38	2	50.38	9
13	Webber, Robert	320.73	89	2	3	1	36.93	18	16.71	5	23.12	15	48.65	9	7.67	0	51.21	2	19.01	5	43.41	11	20.57	5	53.45	19
14	Yake, Bonnie P.	334.20	76	2	1	2	25.79	7	17.54	6	19.96	6	55.23	5	6.03	2	47.79	3	46.10	19	51.88	12	16.94	3	46.94	13
	Hoch, Jason	DQ																								

ESR - Enhanced Service Revolver


ESR - Marksman

DC	Witt, Dean R.	268.65	39	0	0	0	26.31	2	16.87	7	18.81	3	36.24	3	6.54	1	35.82	0	21.93	10	47.14	5	14.81	3	44.18	5
----	---------------	---------------	----	---	---	---	-------	---	-------	---	-------	---	-------	---	------	---	-------	---	-------	----	-------	---	-------	---	-------	---

SSR - Stock Service Revolver

Numbers in RED are target points down

Bold indicates stage winners
 DC is Division Champion



Liberty Match at Valley Forge

November 25-26, 2011


All Shooters



Match --Penalties--
Score PD NT PE FN Stage 1 Stage 2 Stage 3 Stage 4 Stage 5 Stage 6 Stage 7 Stage 8 Stage 9 Stage 10

SSR - Sharpshooter

DC	Shooter	Score	PD	NT	PE	FN	Stage 1	Stage 2	Stage 3	Stage 4	Stage 5	Stage 6	Stage 7	Stage 8	Stage 9	Stage 10
	Hosage, Stephen M.	201.38	60	1	0	0	22.96 8	12.57 11	15.93 11	31.16 8	4.29 1	26.24 1	13.34 3	33.27 9	11.93 4	29.69 4
1	Lenczewska, Joanna	226.80	66	1	0	1	35.46 13	7.78 2	19.13 11	35.39 13	3.56 0	26.25 3	18.71 8	31.09 6	13.12 6	36.31 4



Liberty Match at Valley Forge November 25-26, 2011

All Shooters



Total Match Penalties:

Target Points Down (PD) - 6,662

Hits on Non-Threats (NT) - 118

Procedural Errors (PE) - 139

Failures to Neutralize (FN) - 55

Shooter Disqualifications (DQ) - 2

Key to Penalties:

PD = Target Points Down. Each point down adds 1/2 second to your score.

NT = Hit on Non Threat target. Each HNT adds 5 seconds to your score.

PE = Procedural Error. Each adds 3 seconds to your score.

FN = Failure to Neutralize (no hits in the 0 or -1 zone) Each adds 5 seconds to your score.

Key to Abbreviations:

CDP = **Custom Defensive Pistol**, such as 1911. Must be .45 ACP with maximum magazine load of 8 rounds

ESP = **Enhanced Service Pistol**, single action or SA/DA such as H&K P7 or CZ-75 or Springfield XD

SSP = **Stock Service Pistol**, double action or 'Safe Action' such as Glock or SIG

ESR = **Enhanced Service Revolver**, rimmed or rimless ammo, full moon clip, power factor of 165,000

SSR = **Stock Service Revolver**, rimmed case ammo, no full moon clips

DQ = **Disqualified**